



TABLE OF CONTENTS

Sea Hunt	2
Ultra Entertainment Center	5
Seating Options	6
Electronics & Power	7
Color & Upholstery	9
Escape Series	11
Ultra Series	17
Gamefish Series	35
Bay Extreme Series	51



DIGITAL PRODUCT GUIDE



DIGITAL BROCHURE





THE SEA HUNT STORY

29 years ago, father & son team, Vic & Bubba Roof started Sea Hunt Boat Company. Back in 1995, they had one goal in mind.

"BUILD AN AFFORDABLE BOAT THAT WAS THE BEST IN IT'S CLASS"

What started as a modest one-room shop outside of Columbia, SC has exploded into the **#1 selling boat in the country.**

IT'S ALL ABOUT FAMILY

As a family-owned and operated company, we take pride in putting your family at the forefront of our designs, innovations, and craftsmanship. Building a boat that compliments the lifestyle of you and your family is what drives how we run and operate. Make your dreams a reality and enjoy creating timeless memories on a Sea Hunt.

When someone purchases a Sea Hunt, they will have the satisfaction of knowing that they are among the elite. They not only become a part of our Sea Hunt Family, but they also become leaders on the water.

BUILT FOR ANYTHING.

WHY SEA HUNT?

Sea Hunt's insatiable desire to lead the industry is widely recognized. Through innovation, design, and customer care, it's no wonder that we have been the **#1 selling center console for 20 years.**

COMFORT & CONTROL

We design our hulls to be the driest riding boats in the industry. We achieve that through our signature True Carolina Bow Flare matched with a sharp entry deadrise. We ensure the best handling, performance, and stability from our hulls by giving you more running surface per foot than our competitors have to offer.

UNMATCHED INNOVATION

The lights are always on in our tooling shop. Our in-house tooling shop allows us to design, build, and test with ease until our product is ready for you to enjoy. Our commitment to constant product improvement through redesigns and upgrades keep us on top of the competition.

ALWAYS TRUSTED

Our 10-year structural hull warranty combined with the Yamaha Power Match System gives you the peace of mind you deserve while you are on the water.





#1 SELLING
SALTWATER
CENTER CONSOLE
20 YEARS STRAIGHT

EXPERIENCE THE WORLD LEADER IN SALTWATER BOATS

ULTRA ENTERTAINMENT CENTER

The ultra entertainment center features quality corian counter tops, fresh water sink, wine glass rack with stainless wine sleeves, pull out SH cooler, pull out trash can, dual wireless phone chargers, drawer storage, and flip out footrests.


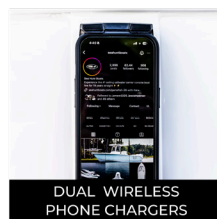

Configurations available on,

ULTRA 234
ULTRA 239SE

ULTRA 255SE
ULTRA 265SE

ULTRA 275SE
ULTRA 305SE

ESCAPE 25
ESCAPE 28



LEANING POST OPTIONS



BATTLE STATION LP *WITH CAPTAINS CHAIRS*

GAMEFISH 30CB
GAMEFISH 30FS
GAMEFISH 28CB
GAMEFISH 28FS
ULTRA 30SSE



ULTRA MEZZANINE LP *WITH FLIP OUT FOOTRESTS*

ULTRA 234
ULTRA 239SE
ULTRA 255SE
ULTRA 265SE
ULTRA 275SE
ESCAPE 25
ESCAPE 28



ALUMINUM LP *WITH FLIP UP BOLSTERS*

ULTRA 219
ULTRA 229
ULTRA 234
BX22BR



MEZZANINE LP *WITH SEAKEEPER*

GAMEFISH 30CB
GAMEFISH 30FS
ULTRA 30SSE



BAIT TANK LP *WITH CAPTAINS CHAIRS*

GAMEFISH 25
GAMEFISH 27CB
GAMEFISH 27FS
BX25FS



BAIT TANK LP *WITH FLIP UP BOLSTERS*

BX22BR
ULTRA 229



MEZZANINE FIBERGLASS LP *WITH CAPTAINS CHAIRS*

GAMEFISH 27CB
GAMEFISH 27FS
GAMEFISH 28CB
GAMEFISH 28FS
GAMEFISH 30CB
GAMEFISH 30FS
ULTRA 30SSE



ALUMINUM LP *WITH CAPTAINS CHAIRS*

BX25FS
GAMEFISH 25
ULTRA 239SE



ULTRA BAIT TANK LP *WITH FLIP OUT FOOTRESTS*

ULTRA 234
ULTRA 239SE
ULTRA 255SE
ULTRA 265SE



GPSMAP 943xs
Plus Package

BX22BR
ULTRA 219
ULTRA 229
ULTRA 234



GPSMAP 1243xsv
Plus Package

BX22BR	ULTRA 234
BX25FS	ULTRA 239SE
ESCAPE 25	ULTRA 255SE
ESCAPE 28	ULTRA 265SE
ULTRA 219	ULTRA 275SE
ULTRA 229	GAMEFISH 25
	GAMEFISH 27CB
	GAMEFISH 27FS



GPSMAP 1243xsv
Dual Package

GAMEFISH 25	ULTRA 275SE
GAMEFISH 27CB	ESCAPE 25
GAMEFISH 27FS	ESCAPE 28
ULTRA 255SE	
ULTRA 265SE	



GPSMAP 1243xsv
Dual w/B175 Transducer

ULTRA 275SE
GAMEFISH 27CB
GAMEFISH 27FS
ESCAPE 28



GPSMAP 8616xsv
Dual Package

GAMEFISH 28CB
GAMEFISH 28FS
GAMEFISH 30CB
GAMEFISH 30FS
ULTRA 305SE

**F150XC**

BX22BR
ULTRA 219
ULTRA 229

**F200XC**

BX22BR
ULTRA 219
ULTRA 229
ULTRA 234

**F250XSB2**

BX22BR
ULTRA 229
ULTRA 234

**F300XSB2**

BX25FS
ULTRA 239SE
ULTRA 255SE
ESCAPE 25

**F350XSA2**

BX25FS
ESCAPE 25
ULTRA 255SE

**F150XSA2's**

GAMEFISH 25
GAMEFISH 27CB
GAMEFISH 27FS
ULTRA 265SE

**F200XSA2's**

GAMEFISH 25
GAMEFISH 27CB
GAMEFISH 27FS
ULTRA 265SE
ULTRA 275SE

**F250XSB2's**

GAMEFISH 27CB
GAMEFISH 27FS
ULTRA 275SE

**F300XSB2's**

GAMEFISH 28CB
GAMEFISH 28FS
GAMEFISH 30CB
GAMEFISH 30FS
ULTRA 305SE
ESCAPE 28

**F350XSA2's**

GAMEFISH 30CB
GAMEFISH 30FS
ULTRA 305SE

**YAMAHA**

GELCOAT OPTIONS

Sea Hunt Boat Company offers a wide variety of vibrant gel coats to help make your Sea Hunt your own. Every gel coat option contains UV inhibitors that prolong the life of your investment. Always gel coated in the "true" color of your choice. Gel coat colors are available on hull sides, hull bottoms, and the underside of our T-Tops.

POWDER COAT OPTIONS

Powder coating is available to customize your T-Top / leaning post in **white or black**.

*Gel coat colors may appear differently in person than displayed here. These swatches are the best representation of "True Color".

GLACIER GREEN

ABACO GREEN

ICE BLUE

SLATE BLUE

ULTRA BLUE

WHITE


SILVER GRAY

UPHOLSTERY OPTIONS

You have the choice of either white, tan, or gray upholstery while configuring your next Sea Hunt.

Our tan & gray upholstery upgrade is a premium polyester vinyl blend that replicates the look and feel of real leather.

No matter your choice, the abrasion-resistant Oasis topcoat will be protecting your new upholstery.



THE ESCAPE SERIES

The name Escape says it all! Our Escape Series was created for families desiring the "Escape" experience on the water! Sea Hunt delivers the most comfortable and functional center consoles in the industry with our Escape Line. With its cushioned rear bench seating and oversized bow area; it's easy to sit back and enjoy pleasure cruising and sandbar hopping.

ESCAPE 28

ESCAPE 25

IT'S TIME TO ESCAPE.





ESCAPE28

Starting at \$197,897*

SPECIFICATIONS

LENGTH	28'6"
BEAM	9'2"
DRAFT	18"
MAX HP	600 HP
FUEL CAPACITY	180 GAL
DRY WEIGHT	5,700 LBS
DEADRISE	20/25/50

STORAGE

STB BOW STORAGE	100 QT
PORT BOW STORAGE	100 QT
HALF COFFIN STORAGE	100 QT
IN FLOOR STORAGE	200 QT

STANDARD

LIVEWELL	10 GAL
AFT INSULATED BOX	52 QT
BOW COOLER	100 QT
FRESHWATER SYSTEM	19 GAL



www.seahuntboats.com

Explore every **Standard + Optional** Feature for the Escape 28. Build yours today and find a Sea Hunt dealer near you!

*Sea Hunt reserves the right to change any standard + optional feature and price at any time.

IT'S TIME TO ESCAPE.

NOTABLE STANDARD FEATURES

POWER

Twin Yamaha F300 XSB2
Yamaha Saltwater Series Prop

LEANING POST

Ultra Entertainment Center w/ Flip out Footrests

STEERING

Yamaha Electric Steering

ELECTRONICS

Single 12" Garmin GPSMAP 1243xsv Package w/ VHF
Yamaha CL5 Touchscreen Display
Upgraded JL Audio Waterproof Stereo w/Bluetooth

INTERIOR

White Interior

TOPS

Fiberglass T-Top w/ Mister System
Powder Coat Package

OTHER

Dual Side Entry Doors
Windlass Anchor
Bennett Trim Tabs w/ Indicators
China Toilet

KEY OPTIONAL FEATURES

LEANING POST

Ultra Mezzanine Leaning Post w/ Captains Chairs

ELECTRONICS

Dual 12" Garmin GPSMAP 1243xsv Package w/ VHF
Dual 12" Garmin GPSMAP 1243xsv Package w/ B175 Transducer
Yamaha Auto Pilot
Yamaha Helm Master w/ Setpoint & Autopilot

INTERIOR

Tan Interior
Gray Interior

OTHER

Gemlux Deluxe Outrigger Kit & Shade
Side Entry Ladder & Holder
Recirculating Livewell





ESCAPE²⁵

Starting at \$129,794*

SPECIFICATIONS

LENGTH	25'5"
BEAM	8'11"
DRAFT	16"
MAX HP	350 HP
FUEL CAPACITY	120 GAL
DRY WEIGHT	4,700 LBS
DEADRISE	20/25/50

STORAGE

STB BOW STORAGE	100 QT
PORT BOW STORAGE	100 QT
HALF COFFIN STORAGE	100 QT
BUCKET STORAGE	5 GAL

STANDARD

LIVWELL	10 GAL
BOW COOLER	100 QT
FRESHWATER SYSTEM	13 GAL



www.seahuntboats.com

Explore every **Standard + Optional** Feature for the Escape 25. Build yours today and find a Sea Hunt dealer near you!

*Sea Hunt reserves the right to change any standard + optional feature and price at any time.

IT'S TIME TO ESCAPE.

NOTABLE STANDARD FEATURES

POWER

Yamaha F300 XSB2
Yamaha Saltwater Series Prop

LEANING POST

Ultra Entertainment Center w/ Flip out Footrests

STEERING

Yamaha Electric Steering

ELECTRONICS

Single 12" Garmin GPSMAP 1243xsv Package w/ VHF
Yamaha CL5 Touchscreen Display
Upgraded JL Audio Waterproof Stereo w/Bluetooth

INTERIOR

White Interior

TOPS

Fiberglass T-Top w/ Mister System
Powder Coat Package

OTHER

Dual Side Entry Doors
Windlass Anchor
Bennett Trim Tabs w/ Indicators
China Toilet

KEY OPTIONAL FEATURES

LEANING POST

Ultra Mezzanine Leaning Post w/ Captains Chairs

ELECTRONICS

Yamaha Auto Pilot

INTERIOR

Tan Interior
Gray Interior

OTHER

Gemlux Deluxe Outrigger Kit & Shade
Side Entry Ladder & Holder
Recirculating Livewell
Ski Tow Bar









THE ULTRA SERIES

Our Ultra Series was created for families desiring the “Ultra” experience on the water! Sea Hunt delivers the most comfortable and functional center consoles in the industry with our Ultra Line. With its cushioned rear bench seating and oversized bow area, it easy to sit back and enjoy pleasure cruising and sandbar hopping. Rod holders and livewells instantly turn the Ultra into the most comfortable fishing boat on the water!

ULTRA 305SE

ULTRA 239SE

ULTRA 275SE

ULTRA 234

ULTRA 265SE

ULTRA 229

ULTRA 255SE

ULTRA 219

THE NAME ULTRA **SAYS IT ALL.**

ULTRA305^{SE}

Starting at \$249,886*

SPECIFICATIONS

LENGTH	29'9"
BEAM	9'9"
DRAFT	22"
MAX HP	700 HP
FUEL CAPACITY	225 GAL
DRY WEIGHT	6,000 LBS
DEADRISE	21/23/60

STORAGE

STB BOW STORAGE	198 QT
PORT BOW STORAGE	198 QT
IN-FLOOR STORAGE	140 QT

STANDARD

LIVWELL	10 GAL
AFT INSULATED BOX	40 QT
FRESHWATER SYSTEM	19 GAL



www.seahuntboats.com

Explore every **Standard + Optional** Feature for the Ultra 305SE. Build yours today and find a Sea Hunt dealer near you!

*Sea Hunt reserves the right to change any standard + optional feature and price at any time.

THE NAME ULTRA SAYS IT ALL.

NOTABLE STANDARD FEATURES

POWER

Twin Yamaha F300 XSB2
Yamaha Saltwater Series Prop

LEANING POST

Ultra Entertainment Center

STEERING

Yamaha Electric Steering

ELECTRONICS

Dual 16" Garmin GPSMAP 8616xsv Package w/ VHF
Yamaha CL5 Touchscreen Display
Yamaha Auto Pilot
Upgraded JL Audio Waterproof Stereo w/Bluetooth

INTERIOR

White Interior

TOPS

Fiberglass T-Top w/ Mister System
Powder Coat Package

OTHER

Telescoping Bow Table
Dual Side Entry Doors
Windlass Anchor
Bennett Trim Tabs w/ Indicators
China Toilet

KEY OPTIONAL FEATURES

POWER

Twin Yamaha F350 XSA2

LEANING POST

Battle Station Leaning Post w/ Captains Chairs
Mezzanine Fiberglass Leaning Post w/ Captains Chairs
Mezzanine Leaning Post for Seakeeper

ELECTRONICS

Yamaha Helm Master w/ Setpoint & Autopilot
Seakeeper Package

INTERIOR

Tan Interior
Gray Interior

OTHER

Gemlux Deluxe Outrigger Kit & Shade
Side Entry Ladder & Holder
Recirculating Livewell





ULTRA 275 SE

Starting at \$172,045*

SPECIFICATIONS

LENGTH	27'5"
BEAM	9'9"
DRAFT	21"
MAX HP	500 HP
FUEL CAPACITY	179 GAL
DRY WEIGHT	5,600 LBS
DEADRISE	21/24/60

STORAGE

STB BOW STORAGE	148 QT
PORT BOW STORAGE	148 QT
IN-FLOOR STORAGE	140 QT

STANDARD

LIVEWELL	10 GAL
MEZZANINE LIVEWELL	20 GAL
AFT INSULATED BOX	40 QT
FRESHWATER SYSTEM	19 GAL



www.seahuntboats.com

Explore every **Standard + Optional** Feature for the Ultra 275SE. Build yours today and find a Sea Hunt dealer near you!

*Sea Hunt reserves the right to change any standard + optional feature and price at any time.

THE NAME ULTRA SAYS IT ALL.

NOTABLE STANDARD FEATURES

POWER

Twin Yamaha F200 XSA2
Yamaha Reliance Series Prop

LEANING POST

Ultra Mezzanine LP w/ Captains Chairs

STEERING

Yamaha Electric Steering

ELECTRONICS

Single 12" Garmin GPSMAP 1243xsv Package w/VHF
Yamaha CL5 Touchscreen Display
Upgraded JL Audio Waterproof Stereo w/Bluetooth

INTERIOR

White Interior

TOPS

Fiberglass T-Top w/ Mister System
Powder Coat Package

OTHER

Telescoping Bow Table
Dual Side Entry Doors
Windlass Anchor
Bennett Trim Tabs w/ Indicators
China Toilet

KEY OPTIONAL FEATURES

POWER

Twin Yamaha F250 XSB2
Yamaha Saltwater Series Prop

LEANING POST

Ultra Entertainment Leaning Post w/ Flip Out Footrests

ELECTRONICS

Dual 12" Garmin GPSMAP 1243xsv Package w/ VHF
Dual 12" Garmin GPSMAP 1243xsv Package w/ B175 Transducer
Yamaha Auto Pilot
Yamaha Helm Master w/ Setpoint & Autopilot

INTERIOR

Tan Interior
Gray Interior

OTHER

Gemlux Deluxe Outrigger Kit & Shade
Side Entry Ladder & Holder
Recirculating Livewell





ULTRA 265^{SE}

Starting at \$142,971*

SPECIFICATIONS

LENGTH	26'0"
BEAM	9'2"
DRAFT	21"
MAX HP	400 HP
FUEL CAPACITY	144 GAL
DRY WEIGHT	4,900 LBS
DEADRISE	21/24/60

STORAGE

STB BOW STORAGE	148 QT
PORT BOW STORAGE	148 QT
IN-FLOOR STORAGE	188 QT

STANDARD

LIVWELL	10 GAL
AFT INSULATED BOX	40 QT
FRESHWATER SYSTEM	19 GAL



www.seahuntboats.com

Explore every **Standard + Optional** Feature for the Ultra 265SE. Build yours today and find a Sea Hunt dealer near you!

*Sea Hunt reserves the right to change any standard + optional feature and price at any time.

THE NAME ULTRA SAYS IT ALL.

NOTABLE STANDARD FEATURES

POWER

Twin Yamaha F150 XSA2
Yamaha Reliance Series Prop

LEANING POST

Ultra Mezzanine LP w/ Captains Chairs

STEERING

Yamaha Electric Steering

ELECTRONICS

Single 12" Garmin GPSMAP 1243xsv Package w/VHF
Yamaha CL5 Touchscreen Display
Upgraded JL Audio Waterproof Stereo w/Bluetooth

INTERIOR

White Interior

TOPS

Fiberglass T-Top w/ Mister System
Powder Coat Package

OTHER

Bow Beverage Center
Dual Side Entry Doors
Windlass Anchor
Bennett Trim Tabs w/ Indicators
China Toilet

KEY OPTIONAL FEATURES

POWER

Twin Yamaha F200 XSA2

LEANING POST

Ultra Entertainment Leaning Post w/ Flip Out Footrests
Ultra Bait Tank Leaning Post w/ Captains Chairs

ELECTRONICS

Dual 12" Garmin GPSMAP 1243xsv Package w/ VHF
Yamaha Auto Pilot
Yamaha Helm Master w/ Setpoint & Autopilot

INTERIOR

Tan Interior
Gray Interior

OTHER

Gemlux Deluxe Outrigger Kit & Shade
Side Entry Ladder & Holder
Recirculating Livewell





ULTRA255 SE

Starting at \$129,794*

SPECIFICATIONS

LENGTH	24'11"
BEAM	8'9"
DRAFT	14"
MAX HP	350 HP
FUEL CAPACITY	120 GAL
DRY WEIGHT	4,600 LBS
DEADRISE	18/24/55

STORAGE

STB BOW STORAGE	148 QT
PORT BOW STORAGE	148 QT
IN-FLOOR STORAGE	188 QT
BUCKET STORAGE	5 GAL

STANDARD

LIVWELL	10 GAL
AFT INSULATED BOX	40 QT
FRESHWATER SYSTEM	19 GAL
MEZZANINE COOLER	60 QT



www.seahuntboats.com

Explore every **Standard + Optional** Feature for the Ultra 255SE. Build yours today and find a Sea Hunt dealer near you!

*Sea Hunt reserves the right to change any standard + optional feature and price at any time.

THE NAME ULTRA SAYS IT ALL.

NOTABLE STANDARD FEATURES

POWER

Yamaha F300 XSB2
Yamaha Saltwater Series Prop

LEANING POST

Ultra Mezzanine LP w/ Captains Chairs

STEERING

Yamaha Electric Steering

ELECTRONICS

Single 12" Garmin GPSMAP 1243xsv Package w/VHF
Yamaha CL5 Touchscreen Display
Upgraded JL Audio Waterproof Stereo w/Bluetooth

INTERIOR

White Interior

TOPS

Fiberglass T-Top w/ Mister System
Powder Coat Package

OTHER

Bow Beverage Center
Dual Side Entry Doors
Windlass Anchor
Bennett Trim Tabs w/ Indicators
China Toilet

KEY OPTIONAL FEATURES

POWER

Yamaha F350 XSA2

LEANING POST

Ultra Entertainment Leaning Post w/ Flip Out Footrests
Ultra Bait Tank Leaning Post w/ Captains Chairs

ELECTRONICS

Dual 12" Garmin GPSMAP 1243xsv Package w/ VHF
Yamaha Auto Pilot

INTERIOR

Tan Interior
Gray Interior

OTHER

Gemlux Deluxe Outrigger Kit & Shade
Side Entry Ladder & Holder
Recirculating Livewell
Ski Tow Bar





ULTRA239^{SE}

Starting at \$111,487*

SPECIFICATIONS

LENGTH	24'3"
BEAM	8'6"
DRAFT	14"
MAX HP	300 HP
FUEL CAPACITY	96 GAL
DRY WEIGHT	3,900 LBS
DEADRISE	18/22/55

STORAGE

STB BOW STORAGE	140 QT
PORT BOW STORAGE	92 QT
FRONT CNSL STORAGE	48 QT
BUCKET STORAGE	5 GAL

STANDARD

LIVWELL	15 GAL
FRESHWATER SYSTEM	10 GAL



www.seahuntboats.com

Explore every **Standard + Optional** Feature for the Ultra 239SE. Build yours today and find a Sea Hunt dealer near you!

*Sea Hunt reserves the right to change any standard + optional feature and price at any time.

THE NAME ULTRA SAYS IT ALL.

NOTABLE STANDARD FEATURES

POWER

Yamaha F300 XSB2
Yamaha Saltwater Series Prop

LEANING POST

Ultra Mezzanine LP w/ Captains Chairs

STEERING

Yamaha Electric Steering

ELECTRONICS

Single 12" Garmin GPSMAP 1243xsv Package w/VHF
Yamaha CL5 Touchscreen Display
JL Audio Waterproof Stereo w/Bluetooth

INTERIOR

White Interior

TOPS

Fiberglass T-Top w/ Mister System
Powder Coat Package

OTHER

Side Entry Door
Bennett Trim Tabs w/ Indicators

KEY OPTIONAL FEATURES

LEANING POST

Ultra Entertainment Leaning Post w/ Flip Out Footrests
Ultra Bait Tank Leaning Post w/ Captains Chairs
Aluminum Leaning Post w/ Captains Chairs

INTERIOR

Tan Interior
Gray Interior

OTHER

Trolling Motor Plug & Wiring Harness
Side Entry Ladder & Holder
Recirculating Livewell
Ski Tow Bar
Porta Potti
Cooler Slide for Aluminum LP
SH Custom Cooler for Slide





ULTRA234

Starting at \$73,609*

SPECIFICATIONS

LENGTH	23'7"
BEAM	8'6"
DRAFT	13"
MAX HP	250 HP
FUEL CAPACITY	96 GAL
DRY WEIGHT	2,800 LBS
DEADRISE	18/22/55

STORAGE

STB BOW STORAGE	140 QT
PORT BOW STORAGE	92 QT
FRONT CNSL STORAGE	48 QT
BUCKET STORAGE	5 GAL

STANDARD

LIVWELL	15 GAL
---------	--------



www.seahuntboats.com

Explore every **Standard** + **Optional** Feature for the Ultra 234. Build yours today and find a Sea Hunt dealer near you!

*Sea Hunt reserves the right to change any standard + optional feature and price at any time.

THE NAME ULTRA SAYS IT ALL.

NOTABLE STANDARD FEATURES

POWER

Yamaha F200 XC
Yamaha Reliance Series Prop

LEANING POST

Aluminum Leaning Post w/ Captains Chairs

STEERING

Yamaha Hydraulic Steering

ELECTRONICS

Single 9" Garmin GPSMAP 943xs Package w/ VHF
Yamaha Digital Command Link Gauges
JL Audio Waterproof Stereo w/Bluetooth

INTERIOR

White Interior

KEY OPTIONAL FEATURES

POWER

Yamaha F250XSB2
Yamaha Saltwater Series Prop

LEANING POST

Ultra Entertainment Leaning Post w/ Flip Out Footrests
Ultra Bait Tank Leaning Post w/ Captains Chairs
Ultra Mezzanine LP w/ Captains Chairs

ELECTRONICS

Single 12" Garmin GPSMAP 1243xsv Package w/VHF

TOPS

Fiberglass T-Top w/ Mister System
Powder Coat Package
Deluxe D Tubing T-Top w/ Elec . Box
Bimini Top

INTERIOR

Tan Interior
Gray Interior

OTHER

Yamaha Electric Steering (F250XSB2 only)
Bennett Trim Tabs w/ Indicators
Trolling Motor Plug & Wiring Harness
Recirculating Livewell
Ski Tow Bar
Tackle Center for LP w/ Backrest
Cooler Slide for Aluminum LP
SH Custom Cooler for Slide





ULTRA229

Starting at \$65,267*

SPECIFICATIONS

LENGTH	22'8"
BEAM	8'6"
DRAFT	13"
MAX HP	250 HP
FUEL CAPACITY	84 GAL
DRY WEIGHT	2,600 LBS
DEADRISE	18/22/55

STORAGE

STB BOW STORAGE	110 QT
PORT BOW STORAGE	70 QT
FRONT CNSL STORAGE	48 QT
BUCKET STORAGE	5 GAL

STANDARD

LIVWELL	15 GAL
---------	--------



www.seahuntboats.com

Explore every **Standard** + **Optional** Feature for the Ultra 229. Build yours today and find a Sea Hunt dealer near you!

*Sea Hunt reserves the right to change any standard + optional feature and price at any time.

THE NAME ULTRA SAYS IT ALL.

NOTABLE STANDARD FEATURES

POWER

Yamaha F150 XC
Yamaha Reliance Series Prop

LEANING POST

Aluminum Leaning Post w/ Captains Chairs

STEERING

Yamaha Hydraulic Steering

ELECTRONICS

Single 9" Garmin GPSMAP 943xs Package w/ VHF
Yamaha Digital Command Link Gauges
JL Audio Waterproof Stereo w/Bluetooth

INTERIOR

White Interior

KEY OPTIONAL FEATURES

POWER

Yamaha F200XC
Yamaha F250XSB2
Yamaha Saltwater Series Prop (250 ONLY)

LEANING POST

Ultra Bait Tank Leaning Post w/ Captains Chairs

ELECTRONICS

Single 12" Garmin GPSMAP 1243xsv Package w/VHF

TOPS

Fiberglass T-Top w/ Mister System
Powder Coat Package
Deluxe D Tubing T-Top w/ Elec . Box
Bimini Top

INTERIOR

Tan Interior
Gray Interior

OTHER

Yamaha Electric Steering (F250XSB2 only)
Bennett Trim Tabs w/ Indicators
Trolling Motor Plug & Wiring Harness
Recirculating Livewell
Ski Tow Bar
Tackle Center for LP w/ Backrest
Cooler Slide for Aluminum LP
SH Custom Cooler for Slide





ULTRA219

Starting at \$59,483*

SPECIFICATIONS

LENGTH	21'4"
BEAM	8'3"
DRAFT	13"
MAX HP	200 HP
FUEL CAPACITY	60 GAL
DRY WEIGHT	2,350LBS
DEADRISE	16/20/55

STORAGE

STB BOW STORAGE	110 QT
PORT BOW STORAGE	70QT
FRONT CNSL STORAGE	48 QT
BUCKET STORAGE	5 GAL

STANDARD

LIVWELL	15 GAL
---------	--------



www.seahuntboats.com

Explore every **Standard** + **Optional** Feature for the Ultra 219. Build yours today and find a Sea Hunt dealer near you!

NOTABLE STANDARD FEATURES

POWER

Yamaha F150 XC
Yamaha Reliance Series Prop

LEANING POST

Aluminum Leaning Post w/ Captains Chairs

STEERING

Yamaha Hydraulic Steering

ELECTRONICS

Single 9" Garmin GPSMAP 943xs Package w/ VHF
Yamaha Digital Command Link Gauges
JL Audio Waterproof Stereo w/Bluetooth

INTERIOR

White Interior

KEY OPTIONAL FEATURES

POWER

Yamaha F200XC

ELECTRONICS

Single 12" Garmin GPSMAP 1243xsv Package w/VHF

TOPS

Fiberglass T-Top w/ Mister System
Powder Coat Package
Deluxe D Tubing T-Top w/ Elec . Box
Bimini Top

INTERIOR

Tan Interior
Gray Interior

OTHER

Bennett Trim Tabs w/ Indicators
Trolling Motor Plug & Wiring Harness
Recirculating Livewell
Ski Tow Bar
Tackle Center for LP w/ Backrest
Cooler Slide for Aluminum LP
SH Custom Cooler for Slide



*Sea Hunt reserves the right to change any standard + optional feature and price at any time.

THE NAME ULTRA SAYS IT ALL.



THE GAMEFISH SERIES

The Gamefish series is exactly what a serious fisherman demands in a sportfishing center console boat. These boats come ready to fish with standard features such as multiple insulated fishboxes and livewells, cockpit and bow bolsters, all stainless hardware and Yamaha CL5 touchscreen display. The Gamefish 25, 27, 28, and 30 have side entry doors, recessed trim tabs, and electric steering as standard equipment as well. The cockpits are designed to have abundant room for 360° of fishing. These hulls deliver soft, dry rides second to none.

GAMEFISH 30CB

GAMEFISH 30FS

GAMEFISH 28FS

GAMEFISH 28CB

GAMEFISH 27CB

GAMEFISH 27FS

GAMEFISH 25

THE GAMEFISH GETS YOU THERE.





GAMEFISH 30^{CB}

Starting at \$242,150*

SPECIFICATIONS

LENGTH	30'2"
BEAM	9'9"
DRAFT	22"
MAX HP	700 HP
FUEL CAPACITY	230 GAL
DRY WEIGHT	7,000 LBS
DEADRISE	21/23/60

STORAGE

COFFIN BOX STORAGE	320 QT
STB/PORT FLOOR FISHBOXES	200 QT/EA

STANDARD

PITCH BAIT LIVEWELL	15 GAL
MEZZANINE LIVEWELL	40 GAL
TRANSOM LIVEWELL	16 GAL
FRESHWATER SYSTEM	19 GAL



www.seahuntboats.com

Explore every **Standard** + **Optional** Feature for the Gamefish 30CB. Build yours today and find a Sea Hunt dealer near you!

*Sea Hunt reserves the right to change any standard + optional feature and price at any time.

THE GAMEFISH GETS YOU THERE.

NOTABLE STANDARD FEATURES

POWER

Twin Yamaha F300 XSB2
Yamaha Saltwater Series Prop

LEANING POST

Mezzanine Fiberglass Leaning Post w/ Captains Chairs

STEERING

Yamaha Electric Steering

ELECTRONICS

Dual 16" Garmin GPSMAP 8616xsv Package w/ VHF
Yamaha CL5 Touchscreen Display
Yamaha Auto Pilot
Upgraded JL Audio Waterproof Stereo w/Bluetooth

INTERIOR

White Interior

TOPS

Fiberglass T-Top w/ Mister System
Powder Coat Package

OTHER

Windlass Anchor
Rear Bench Seat
Side Entry Door
Bennett Trim Tabs w/ Indicators
China Toilet

KEY OPTIONAL FEATURES

POWER

Twin Yamaha F350 XSA2

LEANING POST

Battle Station Leaning Post w/ Captains Chairs
Mezzanine Leaning Post for Seakeeper

ELECTRONICS

Yamaha Helm Master w/ Setpoint & Autopilot
Seakeeper Package

INTERIOR

Tan Interior
Gray Interior

OTHER

Gemlux Deluxe Outrigger Kit & Shade
Side Entry Ladder & Holder
Recirculating Livewell





GAMEFISH 30^{FS}

Starting at \$245,528*

SPECIFICATIONS

LENGTH	30'2"
BEAM	9'9"
DRAFT	22"
MAX HP	700 HP
FUEL CAPACITY	230 GAL
DRY WEIGHT	7,000 LBS
DEADRISE	21/23/60

STORAGE

STB BOW STORAGE	198 QT
PORT BOW STORAGE	198 QT
IN FLOOR STORAGE	140 QT
STB/PORT FLOOR FISHBOXES	200 QT/EA

STANDARD

MEZZANINE LIVEWELL	40 GAL
TRANSOM LIVEWELL	16 GAL
FRESHWATER SYSTEM	19 GAL



www.seahuntboats.com

Explore every **Standard** + **Optional** Feature for the Gamefish 30FS. Build yours today and find a Sea Hunt dealer near you!

*Sea Hunt reserves the right to change any standard + optional feature and price at any time.

THE GAMEFISH GETS YOU THERE.

NOTABLE STANDARD FEATURES

POWER

Twin Yamaha F300 XSB2
Yamaha Saltwater Series Prop

LEANING POST

Mezzanine Fiberglass Leaning Post w/ Captains Chairs

STEERING

Yamaha Electric Steering

ELECTRONICS

Dual 16" Garmin GPSMAP 8616xsv Package w/ VHF
Yamaha CL5 Touchscreen Display
Yamaha Auto Pilot
Upgraded JL Audio Waterproof Stereo w/Bluetooth

INTERIOR

White Interior

TOPS

Fiberglass T-Top w/ Mister System
Powder Coat Package

OTHER

Telescoping Bow Table
Windlass Anchor
Rear Bench Seat
Side Entry Door
Bennett Trim Tabs w/ Indicators
China Toilet

KEY OPTIONAL FEATURES

POWER

Twin Yamaha F350 XSA2

LEANING POST

Battle Station Leaning Post w/ Captains Chairs
Mezzanine Leaning Post for Seakeeper

ELECTRONICS

Yamaha Helm Master w/ Setpoint & Autopilot
Seakeeper Package

INTERIOR

Tan Interior
Gray Interior

OTHER

Gemlux Deluxe Outrigger Kit & Shade
Side Entry Ladder & Holder
Recirculating Livewell





GAMEFISH 28^{CB}

Starting at \$223,434*

SPECIFICATIONS

LENGTH	28'6"
BEAM	9'9"
DRAFT	21"
MAX HP	600 HP
FUEL CAPACITY	180 GAL
DRY WEIGHT	5,800 LBS
DEADRISE	21/23/60

STORAGE

COFFIN BOX STORAGE	320 QT
STB/PORT FLOOR FISHBOXES	200 QT/EA

STANDARD

PITCH BAIT LIVEWELL	15 GAL
MEZZANINE LIVEWELL	40 GAL
TRANSOM LIVEWELL	16 GAL
FRESHWATER SYSTEM	19 GAL



www.seahuntboats.com

Explore every **Standard** + **Optional** Feature for the Gamefish 28CB. Build yours today and find a Sea Hunt dealer near you!

*Sea Hunt reserves the right to change any standard + optional feature and price at any time.

THE GAMEFISH GETS YOU THERE.

NOTABLE STANDARD FEATURES

POWER

Twin Yamaha F300 XSB2
Yamaha Saltwater Series Prop

LEANING POST

Mezzanine Fiberglass Leaning Post w/ Captains Chairs

STEERING

Yamaha Electric Steering

ELECTRONICS

Dual 16" Garmin GPSMAP 8616xsv Package w/ VHF
Yamaha CL5 Touchscreen Display
Yamaha Auto Pilot
Upgraded JL Audio Waterproof Stereo w/Bluetooth

INTERIOR

White Interior

TOPS

Fiberglass T-Top w/ Mister System
Powder Coat Package

OTHER

Windlass Anchor
Rear Bench Seat
Side Entry Door
Bennett Trim Tabs w/ Indicators
China Toilet

KEY OPTIONAL FEATURES

LEANING POST

Battle Station Leaning Post w/ Captains Chairs

ELECTRONICS

Yamaha Helm Master w/ Setpoint & Autopilot

INTERIOR

Tan Interior
Gray Interior

OTHER

Gemlux Deluxe Outrigger Kit & Shade
Side Entry Ladder & Holder
Recirculating Livewell





GAMEFISH 28^{FS}

Starting at \$226,501*

SPECIFICATIONS

LENGTH	28'6"
BEAM	9'9"
DRAFT	21"
MAX HP	600 HP
FUEL CAPACITY	180 GAL
DRY WEIGHT	5,800 LBS
DEADRISE	21/23/60

STORAGE

STB BOW STORAGE	198 QT
PORT BOW STORAGE	198 QT
IN FLOOR STORAGE	140 QT
STB/PORT FLOOR FISHBOXES	200 QT/EA

STANDARD

MEZZANINE LIVEWELL	40 GAL
TRANSOM LIVEWELL	16 GAL
FRESHWATER SYSTEM	19 GAL



www.seahuntboats.com

Explore every **Standard** + **Optional** Feature for the Gamefish 28FS. Build yours today and find a Sea Hunt dealer near you!

*Sea Hunt reserves the right to change any standard + optional feature and price at any time.

THE GAMEFISH GETS YOU THERE.

NOTABLE STANDARD FEATURES

POWER

Twin Yamaha F300 XSB2
Yamaha Saltwater Series Prop

LEANING POST

Mezzanine Fiberglass Leaning Post w/ Captains Chairs

STEERING

Yamaha Electric Steering

ELECTRONICS

Dual 16" Garmin GPSMAP 8616xsv Package w/ VHF
Yamaha CL5 Touchscreen Display
Yamaha Auto Pilot
Upgraded JL Audio Waterproof Stereo w/Bluetooth

INTERIOR

White Interior

TOPS

Fiberglass T-Top w/ Mister System
Powder Coat Package

OTHER

Telescoping Bow Table
Windlass Anchor
Rear Bench Seat
Side Entry Door
Bennett Trim Tabs w/ Indicators
China Toilet

KEY OPTIONAL FEATURES

LEANING POST

Battle Station Leaning Post w/ Captains Chairs

ELECTRONICS

Yamaha Helm Master w/ Setpoint & Autopilot

INTERIOR

Tan Interior
Gray Interior

OTHER

Gemlux Deluxe Outrigger Kit & Shade
Side Entry Ladder & Holder
Recirculating Livewell





GAMEFISH 27^{CB}

Starting at \$160,597*

SPECIFICATIONS

LENGTH	27'5"
BEAM	9'9"
DRAFT	21"
MAX HP	500 HP
FUEL CAPACITY	179 GAL
DRY WEIGHT	5,600 LBS
DEADRISE	21/24/60

STORAGE

COFFIN BOX STORAGE	256 QT
TRANSOM FISHBOX	250 QT

STANDARD

PITCH BAIT LIVEWELL	10 GAL
MEZZANINE LIVEWELL	40 GAL
TRANSOM LIVEWELL	27 GAL
FRESHWATER SYSTEM	19 GAL



www.seahuntboats.com

Explore every **Standard** + **Optional** Feature for the Gamefish 27CB. Build yours today and find a Sea Hunt dealer near you!

*Sea Hunt reserves the right to change any standard + optional feature and price at any time.

THE GAMEFISH GETS YOU THERE.

NOTABLE STANDARD FEATURES

POWER

Twin Yamaha F150 XSA2
Yamaha Reliance Series Props

LEANING POST

Mezzanine Leaning Post w/ Split Livewell & Captains Chairs

STEERING

Yamaha Electric Steering

ELECTRONICS

Single 12" Garmin GPSMAP 1243xsv Package w/VHF
Yamaha CL5 Touchscreen Display
Upgraded JL Audio Waterproof Stereo w/Bluetooth

INTERIOR

White Interior

TOPS

Fiberglass T-Top w/ Mister System
Powder Coat Package

OTHER

Side Entry Door
Windlass Anchor
Bennett Trim Tabs w/ Indicators
China Toilet

KEY OPTIONAL FEATURES

POWER

Twin Yamaha F200 XSA2
Twin Yamaha F250 XSB2
Yamaha Saltwater Series Prop (250 ONLY)

LEANING POST

Bait Tank Leaning Post w/ Captains Chairs

ELECTRONICS

Dual 12" Garmin GPSMAP 1243xsv Package w/VHF
Dual 12" Garmin GPSMAP 1243xsv Package w/ B175 Transducer
Yamaha Auto Pilot
Yamaha Helm Master w/ Setpoint & Autopilot

INTERIOR

Tan Interior
Gray Interior

OTHER

Gemlux Deluxe Outrigger Kit & Shade
Side Entry Ladder & Holder
Recirculating Livewell
Rear Bench Seat





GAMEFISH 27^{FS}

Starting at \$161,749*

SPECIFICATIONS

LENGTH	27'5"
BEAM	9'9"
DRAFT	21"
MAX HP	500 HP
FUEL CAPACITY	179 GAL
DRY WEIGHT	5,600 LBS
DEADRISE	21/24/60

STORAGE

STB BOW STORAGE	172 QT
PORT BOW STORAGE	172 QT
IN FLOOR STORAGE	140 QT
TRANSOM FISHBOX	250 QT

STANDARD

MEZZANINE LIVEWELL	40 GAL
TRANSOM LIVEWELL	27 GAL
FRESHWATER SYSTEM	19 GAL



www.seahuntboats.com

Explore every **Standard** + **Optional** Feature for the Gamefish 27FS Build yours today and find a Sea Hunt dealer near you!

*Sea Hunt reserves the right to change any standard + optional feature and price at any time.

THE GAMEFISH GETS YOU THERE.

NOTABLE STANDARD FEATURES

POWER

Twin Yamaha F150 XSA2
Yamaha Reliance Series Props

LEANING POST

Mezzanine Leaning Post w/ Captains Chairs

STEERING

Yamaha Electric Steering

ELECTRONICS

Single 12" Garmin GPSMAP 1243xsv Package w/VHF
Yamaha CL5 Touchscreen Display
Upgraded JL Audio Waterproof Stereo w/Bluetooth

INTERIOR

White Interior

TOPS

Fiberglass T-Top w/ Mister System
Powder Coat Package

OTHER

Telescoping Bow Table
Windlass Anchor
Side Entry Door
Bennett Trim Tabs w/ Indicators
China Toilet

KEY OPTIONAL FEATURES

POWER

Twin Yamaha F200 XSA2
Twin Yamaha F250 XSB2
Yamaha Saltwater Series Prop (250 ONLY)

LEANING POST

Bait Tank Leaning Post w/ Captains Chairs

ELECTRONICS

Dual 12" Garmin GPSMAP 1243xsv Package w/
Dual 12" Garmin GPSMAP 1243xsv Package w/ B175 Transducer
Yamaha Auto Pilot
Yamaha Helm Master w/ Setpoint & Autopilot

INTERIOR

Tan Interior
Gray Interior

OTHER

Gemlux Deluxe Outrigger Kit & Shade
Side Entry Ladder & Holder
Recirculating Livewell
Rear Bench Seat





GAMEFISH²⁵

Starting at \$141,240*

SPECIFICATIONS

LENGTH	26'0"
BEAM	9'2"
DRAFT	19"
MAX HP	400 HP
FUEL CAPACITY	144 GAL
DRY WEIGHT	4,900 LBS
DEADRISE	21/24/60

STORAGE

STB BOW STORAGE	148 QT
PORT BOW STORAGE	148 QT
IN FLOOR STORAGE	188 QT
TRANSOM FISHBOX	220 QT

STANDARD

MEZZANINE LIVEWELL	35 GAL
TRANSOM LIVEWELL	27 GAL
FRESHWATER SYSTEM	19 GAL



www.seahuntboats.com

Explore every **Standard + Optional** Feature for the Gamefish 25. Build yours today and find a Sea Hunt dealer near you!

*Sea Hunt reserves the right to change any standard + optional feature and price at any time.

THE GAMEFISH GETS YOU THERE.

NOTABLE STANDARD FEATURES

POWER

Twin Yamaha F150 XSA2
Yamaha Reliance Series Props

LEANING POST

Bait Tank Leaning Post w/ Captains Chairs

STEERING

Yamaha Electric Steering

ELECTRONICS

Single 12" Garmin GPSMAP 1243xsv Package w/VHF
Yamaha CL5 Touchscreen Display
Upgraded JL Audio Waterproof Stereo w/Bluetooth

INTERIOR

White Interior

TOPS

Fiberglass T-Top w/ Mister System
Powder Coat Package

OTHER

Side Entry Door
Windlass Anchor
Bennett Trim Tabs w/ Indicators
China Toilet

KEY OPTIONAL FEATURES

POWER

Twin Yamaha F200 XSA2

LEANING POST

Aluminum Leaning Post w/ Captains Chairs

ELECTRONICS

Dual 12" Garmin GPSMAP 1243xsv Package w/VHF
Yamaha Auto Pilot
Yamaha Helm Master w/ Setpoint & Autopilot

INTERIOR

Tan Interior
Gray Interior

OTHER

Gemlux Deluxe Outrigger Kit & Shade
Recirculating Livewell
Rear Bench Seat
Cooler Slide for Aluminum LP
SH Custom Cooler for Slide









THE BAY EXTREME SERIES

Whether you're running the flats hunting redfish or cruising the intracoastal waterways, our Bay Boats give you the freedom to head out on the water for adventure. With shallow drafts, dual casting platforms, lockable rod storage, and aerated livewells, the only question is, "Did you bring enough bait?". Our distinguished Carolina Flare coupled with our sharp bow entry provides you with the driest ride possible to go to the extreme! Our BX Series gives you the capability to tell only the best Fishing Tales!

BX25FS BX22BR

BUILT FOR THE BAY.

BX25^{FS}

Starting at \$112,387*

SPECIFICATIONS

LENGTH	25'3"
BEAM	8'6"
DRAFT	15"
MAX HP	350 HP
FUEL CAPACITY	68 GAL
DRY WEIGHT	3,700 LBS
DEADRISE	15/20/50

STORAGE

BOW STORAGE	250 QT
STB LOCKABLE STORAGE W/ ROD RACKS	4 RODS
PORT LOCKABLE STORAGE W/ ROD RACKS	4 RODS
TACKLE ORGANIZER + DROP IN STORAGE	-
BUCKET STORAGE X 2	5 GAL

STANDARD

CONSOLE LIVEWELL	18 GAL
AFT LIVEWELL	20 GAL



www.seahuntboats.com

Explore every **Standard** + **Optional** Feature for the BX25FS. Build yours today and find a Sea Hunt dealer near you!

*Sea Hunt reserves the right to change any standard + optional feature and price at any time.

BUILT FOR THE BAY.

NOTABLE STANDARD FEATURES

POWER

Yamaha F300 XSB2
Yamaha Saltwater Series Prop

LEANING POST

Bait Tank Leaning Post w/ Captains Chairs

STEERING

Yamaha Electric Steering

ELECTRONICS

Single 12" Garmin GPSMAP 1243xsv Package w/VHF
Yamaha CL5 Touchscreen Display
JL Audio Waterproof Stereo w/Bluetooth

INTERIOR

White Interior

TOPS

Fiberglass T-Top w/ Mister System
Powder Coat Package

OTHER

Bennett Trim Tabs w/ Indicators
Trolling Motor Plug & Wiring Harness
Fresh Water System

KEY OPTIONAL FEATURES

POWER

Yamaha F350 XSA2

LEANING POST

Aluminum Leaning Post w/ Captains Chairs

INTERIOR

Tan Interior
Gray Interior

OTHER

Seastar 6" Hydraulic Jack Plate
Bow Casting Chair
Recirculating Livewell
Porta Potti
Tackle Center for Aluminum LP
Cooler Slide for Aluminum LP
SH Custom Cooler for Slide





BX22^{BR}

Starting at \$59,483*

SPECIFICATIONS

LENGTH	22'10"
BEAM	8'5"
DRAFT	13"
MAX HP	250 HP
FUEL CAPACITY	53 GAL
DRY WEIGHT	2,700 LBS
DEADRISE	15/20/50

STORAGE

BOW STORAGE	200 QT
STB LOCKABLE STORAGE W/ ROD RACKS	4 RODS
PORT LOCKABLE STORAGE W/ ROD RACKS	4 RODS
TACKLE ORGANIZER + DROP IN STORAGE	-
BUCKET STORAGE X 2	5 GAL

STANDARD

CONSOLE LIVEWELL	18 GAL
AFT LIVEWELL	20 GAL



www.seahuntboats.com

Explore every **Standard** + **Optional** Feature for the BX22BR. Build yours today and find a Sea Hunt dealer near you!

*Sea Hunt reserves the right to change any standard + optional feature and price at any time.

BUILT FOR THE BAY.

NOTABLE STANDARD FEATURES

POWER

Yamaha F150XC
Yamaha Reliance Series Prop

LEANING POST

Aluminum Leaning Post w/ Captains Chairs

STEERING

Yamaha Hydraulic Steering

ELECTRONICS

Single 9" Garmin GPSMAP 943xsv Package w/ VHF
Yamaha Digital Command Link Gauges
JL Audio Waterproof Stereo w/Bluetooth

INTERIOR

White Interior

OTHER

Bennett Trim Tabs w/ Indicators
Trolling Motor Plug & Wiring Harness

KEY OPTIONAL FEATURES

POWER

Yamaha F200XC
Yamaha F250XSB2
Yamaha Saltwater Series Prop (250 ONLY)

LEANING POST

Bait Tank Leaning Post w/ Captains Chairs

TOPS

Fiberglass T-Top w/ Mister System
Powder Coat Package
Deluxe D Tubing T-Top w/ Elec. Box
Bimini Top

INTERIOR

Tan Interior
Gray Interior

OTHER

Yamaha Electric Steering (F250XSB2 only)
Seastar 6" Hydraulic Jack Plate
Bow Casting Chair
Recirculating Livewell
Fresh Water System
Porta Potti
Tackle Center for Aluminum LP
Cooler Slide for Aluminum LP
SH Custom Cooler for Slide





THANK YOU SEA HUNT FAMILY.

We appreciate the countless years of support and community that connects all of our love for the water. Follow us on all social platforms @seahuntboats or visit our website www.seahuntboats.com to explore our models and find a dealer near you.

BUILT FOR ANYTHING.



SEA HUNT BOATS





SEA HUNT BOATS

Sea Hunt Boats Mfg, Inc. | 2348 Shop Rd. Columbia, SC 29201 | www.seahuntboats.com